

Product Categories: **Y SERIES MOTOR**

Product Description:

Frame NO.: 63~355	Power: 0.55~430kW
Operation service: S1	Rated Voltage: ±5%
Insulation class: B.F	Protection class: IP 5 4
EFF: EF3 EF2 EF1	Ambient temperature:-15C~40C

Products Introduction:

Y Series motor is totally enclosed and fan cooling, three-phase squirrel cage induction motor. It is newly designed in conformity with the relevant rules of IEC and EN60034-1 standards.

Y series motors have outstanding performance, such as high efficiency, high starting torque, low noise, little vibration, reliable operation and easy maintenance etc.

Y series motors are widely used in many places, where do not exist combustible, explosive or corrosive gas, without any special requirements, such as machine tools, pumps, fans, transport machinery, agriculture machinery and food machines etc.

Technical Data-Y SEREES MOTOR

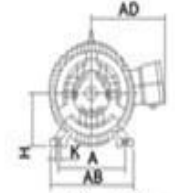
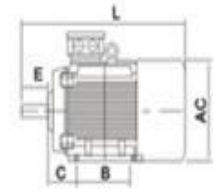
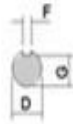
型号 Type	功率 Power		电流 Current	转速 Speed	效率 Eff	功率因素 Power Factor	堵转电流/额定电流 Starting current/Rated current	堵转转矩/额定转矩 Starting torque/Rated torque	最大扭矩/额定转矩 Max torque/Rated torque
	Hp	kW	(A)	(r/min)	(%)	(cos φ)			
380V - 50HZ - 2P									
Y80M1-2	1	0.75	1.8	2800	75	0.84	6.5	2.2	2.3
Y80M2-2	1.5	1.1	2.5	2800	77	0.86	7	2.2	2.3
Y90S-2	2	1.5	3.4	2800	78	0.85	7	2.2	2.3
Y90L-2	3	2.2	4.8	2840	80.5	0.86	7	2.2	2.3
Y100L-2	4	3	6.4	2840	82	0.87	7	2.2	2.3
Y112M-2	5.5	4	8.2	2890	85.5	0.87	7	2.2	2.3
Y132S2-2	7.5	5.5	11.1	2900	85.5	0.88	7	2	2.3
Y132S2-2	10	7.5	15	2900	86.2	0.88	7	2	2.3
Y160M1-2	15	11	21.8	2930	86.2	0.88	7	2	2.3
Y160M2-2	20	15	29.4	2930	88.2	0.88	7	2	2.3
Y160L-2	25	18.5	35.5	2930	89	0.89	7	2	2.2
Y180M-2	30	22	42.2	2940	89	0.89	7	2	2.2
Y200L1-2	40	30	56.9	2950	90	0.89	7	2	2.2
Y200L2-2	50	37	69.8	2950	90.5	0.89	7	2	2.2
Y225M-2	45	60	83.9	2970	91.5	0.89	7	2	2.2

Y250M-2	55	75	102.7	2970	91.4	0.89	7	2	2
Y280S-2	75	100	140.1	2970	91.4	0.89	7	2	2.2
Y280M-2	90	125	167	2970	92	0.89	7	2	2.2
Y315S-2	110	150	195.1	2980	94	0.91	7.1	1.8	2.2
Y315M-2	132	180	231.6	2980	94.5	0.91	7.1	1.8	2.2
Y315L1-2	160	220	279.6	2980	94.6	0.92	7.1	1.8	2.2
Y315L2-2	200	270	347.7	2980	94.8	0.92	7.1	1.8	2.2
Y355M-2	250	340	433	2980	95.3	0.92	7.1	1.6	2.2
Y355L-2	315	430	544	2980	95.6	0.92	7.1	1.6	2.2
380V - 50HZ - 4P									
Y801-4	0.75	0.55	1.5	1400	73	0.76	6	2.3	2.3
Y802-4	1	0.75	2	1400	74.5	0.76	6	2.3	2.3
Y90S-4	1.5	1.1	2.8	1400	78	0.78	6.5	2.3	2.3
Y90L-4	2	1.5	3.7	1400	79	0.79	6.5	2.3	2.3
Y100L1-4	3	2.2	5	1420	81	0.82	7	2.2	2.3
Y100L2-4	4	3	6.8	1420	82.5	0.81	7	2.2	2.3
Y112M-4	5.5	4	8.8	1440	84.5	0.82	7	2.2	2.3
Y132S-4	7.5	5.5	11.7	1440	85.5	0.84	7	2.2	2.3
Y132SM-4	10	7.5	15.4	1440	87	0.85	7	2.2	2.3
Y160M-4	15	11	22.6	1460	88	0.84	7	2.2	2.3
Y160M-4	20	15	30.3	1460	88.5	0.85	7	2.2	2.3
Y180M-4	25	18.5	35.9	1470	91	0.86	7	2	2.2
Y180L-4	30	22	42.5	1470	91.5	0.86	7	2	2.2
Y200L-4	40	30	56.8	1470	92.2	0.87	7	2	2.2
Y225S-4	37	50	69.8	1460	92.2	0.87	7	1.9	2.2
Y225M-4	45	60	84.2	1470	91.8	0.87	7	1.9	2.2
Y250M-4	55	75	102.5	1470	92.3	0.88	7	2	2.2
Y280S-4	75	100	139.7	1470	92.6	0.88	7	1.9	2.2
Y280M-4	90	125	164.4	1480	92.7	0.88	7	1.9	2.2
Y315S-4	110	150	200.2	1480	93.5	0.88	6.9	1.8	2.2
Y315M-4	132	180	239.1	1480	94.5	0.88	6.9	2.1	2.2
Y315L1-4	160	220	288	1480	94.8	0.88	6.9	2.1	2.2
Y315L2-4	200	270	358.9	1480	94.9	0.89	6.9	2.1	2.2
Y355M-4	250	340	443	1480	95	0.89	6.9	2.1	2.2

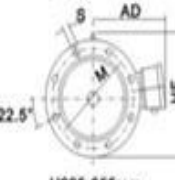
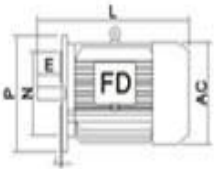
Y355L-4	315	430	556	1490	95.3	0.9	6.9	2.1	2.2
380V - 50HZ - 6P									
Y90S-6	1	0.75	2.3	910	72.5	0.7	5.5	2	2.2
Y90L-6	1.5	1.1	3.2	910	73.5	0.72	5.5	2	2.2
Y100L-6	2	1.5	4	940	77.5	0.74	6	2	2.2
Y112M-6	3	2.2	5.6	940	80.5	0.74	6	2	2.2
Y132S-6	4	3	7.2	960	83	0.76	6.5	2	2.2
Y132M1-6	5.5	4	9.4	960	84	0.77	6.5	2	2.2
Y1322-6	7.5	5.5	12.6	960	85.3	0.78	6.5	2	2
Y160M-6	10	7.5	17	970	86	0.78	6.5	2	2
Y160L-6	15	11	24.6	970	87	0.78	6.5	2	2
Y180L-6	20	15	31.4	970	89.5	0.81	6.5	1.8	2
Y200L1-6	25	18.5	37.7	970	89.8	0.83	6.5	1.8	2
Y200L2-6	30	22	44.6	970	90.2	0.83	6.5	1.8	2
Y225M-6	30	40	59.5	970	90.2	0.85	6.5	1.7	2
Y250M-6	37	50	72	970	90.8	0.86	6.5	1.8	2
Y280S-6	45	60	85.4	970	92	0.87	6.5	1.8	2
Y280M-6	55	75	104.9	970	91.6	0.87	7	1.8	2
Y315S-6	75	100	140.2	980	93.5	0.86	7	2	2
Y315M-6	90	125	167	980	93.8	0.86	7	2	2
Y315L1-6	110	150	202.3	980	94	0.86	6.7	2	2
Y315L2-6	132	180	242.3	980	94.2	0.87	6.7	1.9	2
Y6Y355M1-6	160	220	292	990	94.5	0.87	6.7	1.9	2
Y335M2-6	200	270	365	990	94.7	0.88	6.7	1.9	2
Y355L-6	250	340	455	990	94.9	0.88	6.7	1.9	2
380V - 50HZ - 8P									
Y160M1-8	5.5	4	9.9	720	84	0.73	6	2	2
Y160M2-8	7.5	5.5	13.3	720	85	0.74	6	2	2
Y160L-8	10	7.5	17.3	720	86	0.75	6.5	2	2
Y180L-8	15	11	24.8	730	87.5	0.77	6	1.7	2
Y200L-8	20	15	34.1	730	88	0.76	6	1.8	2

Y Y2 YS YD THREE PHASE MOTOR DIMENSIONS(mm)

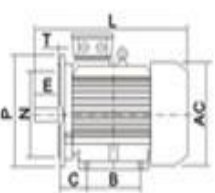
B3



B5



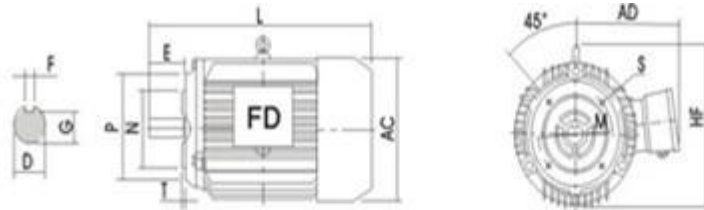
B35



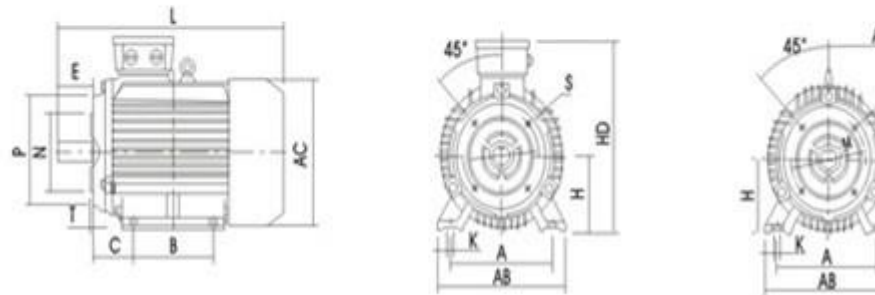
机座号 Frame No.	装尺寸 Mounting dimension(mm)									凸缘号 Flange No.	B35 B5					外型尺寸 Overall dimensions≤					
	A	B	C	D	E	F	G	H	K		M	N	P	R*	S	T	AB	AC	AD	HD	L
63	100	80	40	11	23	4	8.5	63	7	FF115	115	95	140	0	3	135	130	70	180	230	M4×12
71	112	90	45	14	30	5	11	71	7	FF130	130	110	160	0	5	150	145	80	195	255	M5×12
80	125	100	50	19	40	6	15.5	80	10	FF165	165	130	200	0	5	165	175	145	220	295	M6×16
90S	140	100	56	24	50	8	20	90	10	FF165	165	130	200	0	5	180	195	155	250	320	M8×19
90L	140	125	56	24	50	8	20	90	10	FF165	165	130	200	0	5	180	195	155	250	345	M8×19
100L	160	140	63	28	60	8	24	100	12	FF215	215	180	250	0	5	205	215	180	270	385	M10×22
112M	190	140	70	28	60	8	24	112	12	FF215	215	180	250	0	5	230	240	190	300	400	M10×22
132S	216	140	89	38	80	10	33	132	12	FF265	265	230	300	0	5	270	275	210	345	470	M12×28
132M	216	178	89	38	80	10	33	132	12	FF265	265	230	300	0	5	270	275	210	345	510	M12×28
160M	254	210	108	42	110	12	37	160	15	FF300	300	250	350	0	5	320	330	255	420	615	M16×36
160L	254	254	108	42	110	12	37	160	15	FF300	300	250	350	0	5	320	330	255	420	670	M16×36

180M	279	241	121	48	110	14	42.5	180	15	FF300	300	250	350	0	19	5	355	380	280	455	70	M16×36
180L	279	279	121	48	110	14	42.5	180	15	FF300	300	250	350	0	19	5	355	380	280	455	74	M16×36
200L	318	305	133	55	110	16	49	200	15	FF350	350	300	400	0	19	5	395	420	305	505	77	M20×42

**B14**



**B34**



机座号 Frame No.	安装尺寸 Mounting dimension(mm)									凸缘号 Flange No.	B34 B14					外型尺寸 Overall dimensions<						
	A	B	C	D	E	F	G	H	K		M	N	P	R*	s	T	AB	AC	AD	HD	L	DH
63	100	80	40	11	23	4	8.5	63	7	FT75	75	60	90	0	M5	2.5	135	130	70	180	230	M4×12
71	112	90	45	14	30	5	11	71	7	FT85	85	70	105	0	M6	2.5	150	145	80	195	255	M5×12
80	125	100	50	19	40	6	15.5	80	10	FT100	100	80	120	0	M6	3	165	175	145	220	295	M6×16
90S	140	100	56	24	50	8	20	90	10	FT115	115	95	140	0	M8	3	180	195	155	250	320	M8×19
90L	140	125	56	24	50	8	20	90	10	FT115	115	95	140	0	M8	3	180	195	155	250	345	M8×19
100L	160	140	63	28	60	8	24	100	12	FT130	130	110	160	0	M8	3.5	205	215	180	270	385	M10×22
112M	190	140	70	28	60	8	24	112	12	FT130	130	110	160	0	M8	3.5	230	240	190	300	400	M10×22